



Product Guide

Casement Windows | Tilt and Turn Windows | Flush Sash Windows | Bi-Folding Doors | Patio Doors | French Doors | Residential Doors | Composite Doors

01942 840277

sales@pearlwindows.co.uk

www.pearlwindows.co.uk

Welcome to the offering from Pearl Window Systems, now in our 25th year of trading we feel it's the right time to reach out and share our enhanced product offering, as a national trade supplier of the Linar window and door system; we have been working incredibly hard post lockdown 2020 to future proof our technology that enable our client base to have the tools to secure more opportunities and safeguard their future. Please help us help you by sparing the time to browse the added benefits we can open to your business, Trade, Retail or New Build; we have something for everyone, based in Bolton with our own fleet of vehicles covering the UK with a capacity of circa 4,500 frames per week.



Our Partners



CONTENTS



To see a tutorial on using QR Codes,
please turn to page 4

4	QR Coded Windows	26	Stable Doors
6	The Vault	28	Hybrid Bi Folding Door
8	Casement Windows	30	Patio Doors
10	Flush Sash Windows	32	How to Scan QR Code
12	Bi-Fold Windows	34	Virtual Showroom & Added Benefits
14	Tilt and Turn Windows	35	The Signature Collection & Quoting Software
16	French Windows		
18	Bow and Bay Windows		
20	French Doors		
22	Composite Doors		
24	Residential Doors		

QR CODED WINDOWS

For full traceability including
CE Markings, Product Data
Links, Servicing Information and
Warranty Documentation. All
documents are available in "The
Cloud via your QR Code."



OUR FULL PRODUCT RANGE

- Casement Windows
- Flush Sash Windows
- Bi-Fold Windows
- Tilt and Turn Windows
- French Windows
- Bow and Bay Windows
- French Doors
- Composite Doors
- Residential Doors
- Stable Doors
- Standard Bi-Fold Doors
- ModLok™ Patio Doors
- Alumina Bi-Fold Doors
- Conservatory Roofs
- Elevate Lanterns



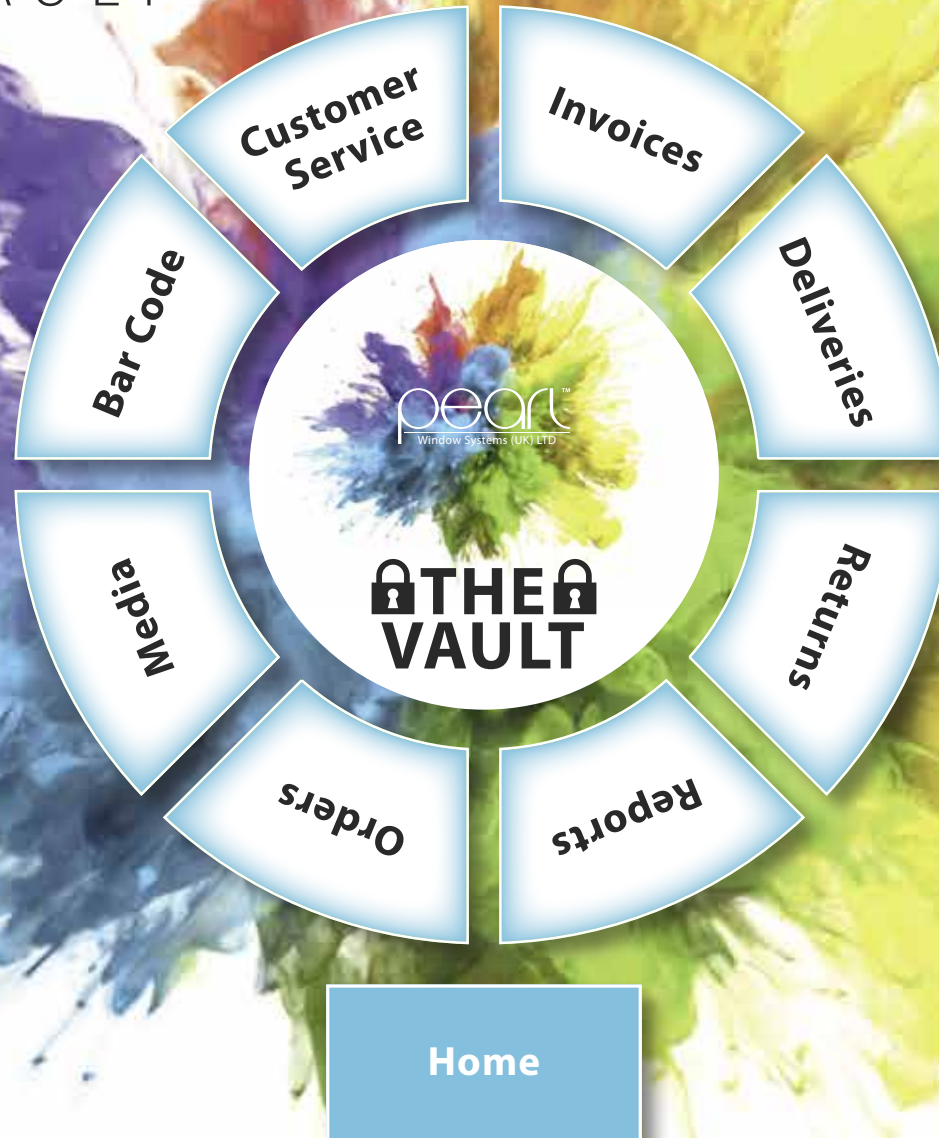
BENEFITS TO THE INSTALLER & HOMEOWNER

- ✓ Through your QR Code you can obtain instant glass sizes, the job number and your item number.
- ✓ You can also obtain the size of the window which is a very handy tool for future reference (for example: when referencing the manufacturers work sheet which shows the hinge size and other hardware).
- ✓ Your QR Code allows you to look up the lock mech size and the sash size.
- ✓ The WER Rating Certificate is available through your QR Code.
- ✓ If the Warranty Card has been completed, this can also be found in the same location as all other information.
- ✓ The Product Guide and Composite Door Guide can be accessed via your QR Code, which is ideal if the customer wants anything replacing in the future.
- ✓ The Homeowners Guide - which tells the customer how to look after the products without harming their warranty, is also available through the QR Code.
- ✓ As well as all of the other information, you can also access several videos on how to install the products, with links directly through to Linar website.


For the first time in the UK your windows and doors have a full VIN number and service record, for full traceability.



THE VAULT



[Click here to view our Virtual Showroom](#)



Launching The Vault allows all our customers to make huge steps in streamlining their operations, helping our partners to save operational time and money in the process.

Our new "Home" page is the entry to the backroom data, this will help you navigate your way through options accessing your day-to-day tasks with ease, "click on any key" to enter the vault, you will then see sub menus for each category, we will continue to develop this over time.

The Vault has many features one of which is; we are now able to "Barcode" your own facility giving you full visibility of what's actually in your own warehouse, plus much more.



Our new “Media Tab will allow you access to “e” Brochures, our full “Virtual Showroom” and much more, click on the “Media Tab” to enter the “Sub Menus”

- Virtual Showroom Videos
- “e” Brochures
- Product Flyers
- Liniar
 - 1 Download our App
 - 2 Personalised Apps
 - 3 Virtual Showroom
 - 4 “e” Brochures
 - 5 Download Centre
 - 6 Homeowner Guides
 - 7 Building Compliance registrations
- Installation Guides
- Installation Videos
- Product adjustment
- Image Gallery
- Certificates
 - 1 Secure by Design
 - 2 Compliance Certificates
 - 3 Energy ratings
- Logos Downloads
- Wallcharts/Technical info
- Contact us
- Anydesk Download

We now have the technology to “Barcode” your own in-house warehouse facilities, once your storage facility has been labelled with barcoded locations (which of course we will provide you with the bar labels and advice) “The Vault” will allow you the benefit of scanning our products away into your warehouse, this will enable you to see where each individual item is by logging onto your Vault data anywhere at any time, no more endless searching for items.

The “Barcode” tab will enable you to access a Barcode reader via your mobile phone, iPad or even a basic Barcode Scanner, whilst taking receipt of your delivery, each product can be easily scanned away to its own location in house at your premises.


Accessing the Vault via your PC in the office or home; you can then see jobs within your own facility giving you the confidence and knowledge to organise your deliveries or installations.

For more information or to arrange a demonstration of the Barcoding system please email sales@pearlwindows.co.uk.

- Frame Locations
- Picking list
- Delivery Note
- Scanning In
- Edit Locations
 - 1 Create new locations
 - 2 Rename location
 - 3 Edit product locations

CASEMENT WINDOWS

Liniar casement windows offer total versatility with traditional British style offering slim sightlines to let in maximum light to brighten your home.



KEEP HEAT INSIDE

With our standard four chamber PVCu profile, we can easily achieve an A+ rating, helping you to contain and conserve heat within your property and save on energy bills.

TRIPLE GLAZING

Liniar casement windows are available with 28mm double or 40mm triple glazing – capable of achieving a U-value of 0.8 with EnergyPlus profile whilst reducing noise.

BEAUTIFUL COLOURS

Not just available in standard white, Liniar casement windows are available in a huge choice of colours – and with many colours available from stock, you won't have to wait months for your new windows. Ask for a Liniar colour swatch booklet to see samples of our high quality coloured foils that gives you the choice you deserve.

CHOICE FOR HOMEOWNERS

With a range of optional extras including Mock Sash Horns, Georgian and Astrical Bars, together with a wide range of colour options, you will be spoilt for choice.

STRONG AND SECURE

Available upgrades mean that Liniar casement window frames can hold Secured by Design status. A police-backed initiative, Secured by Design is awarded to products designed with exceptional security features as their main priority. Products that hold this certification are tested to meet the requirements of the Association of Chief Police Officers.

LOW MAINTENANCE

Liniar casement windows will never rot, rust, or require painting – just a quick clean with warm soapy water, even with our foiled colours.

Our Partners



STANDARD COLOURS



BESPOKE COLOURS




Colours marked * are from our standard collection in featured profile, all other colours are subject to price and availability on application. Please note: colours are for illustration purposes, for an exact example please ask your sales representative for a Renolit swatch sample. Choose from a wide variety of colour options including: White, Rosewood, Cream, Light Oak, Chartwell Green, Grey and classic Ebony Black. Linear products are also offered in a wide choice of bespoke colours, please see Renolit foil book, (subject to availability and price on application only). Please note: Ebony Black both sides patios and bi-folds are subject to lead time.

- Available from an entry level "C" Rated to an "A++" Energy rating
- Achievable "U-values as low as 0.8"
- Secured by Design upgrade available on request
- 40mm glazing option
- Range of hinges easy clean / fire escape / restrictor
- Full colour range
- Minimum size square 350mm w x 350mm h
- Maximum size side opening sash 700mm w x 1300mm h
- Maximum size top opening sash 1300mm w x 1300mm h
- Slim sight lines (less frame more glass)
- 8mm sash coverage (best rating for air leakage)
- Unique patented double action gasket (30% better compression)
- Centralised Euro groove (improved strength and security)
- Square cut and scribed beading (ease of glazing)
- Single J leg security beads (ease of glazing)
- Anti static profile (easy to clean)
- 32mm Channel packers factory fitted, resulting in huge efficiencies on site glazing, toe and healing packers fitted in position ensuring safe and quicker glazing
- All frames are designed to be coupled in many configuration including patio configurations to casement windows
- Multiple add on's 10, 20 and 50mm allowing you the perfect choice for every installation
- Our system has been designed with the future in mind, uniquely negating the need for the traditional steel reinforcing systems, the benefits being an industry leader in energy efficiencies together with a safer future for the environment, a lead free system with unique PVC inserts that have the same tensile strength of reinforcing

FLUSH SASH WINDOWS

Now available in two options; our current 70mm casement flush sash window is now complimented by the all new **Resurgence double-rebated 80mm Flush sash window system**, the double-rebated weather seal and patented co-extruded bubble gasket ensure a draught-free, weatherproof window.



Designed to match the rest of the Liniar range, Resurgence features fully foiled glazing areas to both outer frame and transom profiles, adding authenticity even when the windows are open. This is the latest exciting development from Liniar, both systems offer the realism of a traditional pre-1932 timber window combined with 21st century thermal benefits whilst enhancing the appearance of any modern day home.

LOOKS LIKE TRADITIONAL TIMBER

Many property owners require a traditional timber window frame, owing to planning or environmental restrictions. Timber frames can be expensive, need regular maintenance and are difficult to replace. Liniar recognised the need to develop a casement window frame that would fit into any property where the sash fitted flush into the frame – and which could be foiled to look like traditional timber or to offer a sleek, contemporary finish giving the aesthetics of wood with the benefits of safe, secure, efficient and great looking windows and doors.

A+ RATED WINDOWS

Liniar flush sash windows, can be upgraded like the rest of the Liniar EnergyPlus window range, to A+ rated. They offer a lower cost window with higher thermal benefits than timber. Available in sculptured profile with the flush finish on external faces, in 28mm double glazed, internally beaded, with a wide choice of colours, finishes and hardware.



Our Partners



STANDARD COLOURS



BESPOKE COLOURS




Colours marked * are from our standard collection in featured profile, all other colours are subject to price and availability on application. Please note: colours are for illustration purposes, for an exact example please ask your sales representative for a Renolit swatch sample. Choose from a wide variety of colour options including: White, Rosewood, Cream, Light Oak, Chartwell Green, Grey and classic Ebony Black. Liniar products are also offered in a wide choice of bespoke colours, please see Renolit foil book, (subject to availability and price on application only). Please note: Ebony Black both sides patios and bi-folds are subject to lead time.

- Available from an entry level "C" Rated to an "A+" Energy rating
- Range of hinges easy clean / fire escape / restrictor
- Full colour range
- Minimum size square 350mm w x 350mm h
- Maximum size side opening sash 700mm w x 1300mm h
- Maximum size top opening sash 1300mm w x 1300mm h
- Design configurations are limited to two apertures wide or two apertures high, designs outside these configurations are recommended to be split and coupled using the appropriate jointing method recommended by Liniar
- Slim sight lines (less frame more glass)
- 8mm sash coverage (best rating for air leakage)
- Unique patented double action gasket (30% better compression)
- Centralised Euro groove (improved strength and security)
- Single J leg security beads (ease of glazing)
- Anti static profile (easy to clean)
- 32mm Channel packers factory fitted, resulting in huge efficiencies on site glazing, toe and healing packers fitted in position ensuring safe and quicker glazing
- All frames are designed to be coupled in many configuration including patio configurations to casement windows
- Multiple add on's 10, 20 and 50mm allowing you the perfect choice for every installation
- Our system has been designed with the future in mind, uniquely negating the need for the traditional steel reinforcing systems, the benefits being an industry leader in energy efficiencies together with a safer future for the environment, a lead free system with unique PVC inserts that have the same tensile strength of reinforcing

BI-FOLD WINDOWS

With the ability to enhance almost any type of building, whether modern, contemporary or traditional, Liniar bi-fold windows enable you to fully open one side of a room while retaining valuable wall space for furniture inside.



VERSATILE

A practical and great looking window solution. Liniar bi-fold windows are popular for use in conservatories and orangeries and are also ideal for the commercial sector. During the summer months they can transform a café or restaurant helping to attract additional customers and give an establishment an outdoor, open feel, while also being secure and child-friendly.

AT A GLANCE

- Standard four chamber frames.
- Sculptured (curved) styling.
- 28mm double glazed units.
- Add Georgian Bars and/or patterned glass.
- Wide choice of coloured and foiled frames.
- Wide choice of handles and hinge options.

Our Partners



STANDARD COLOURS



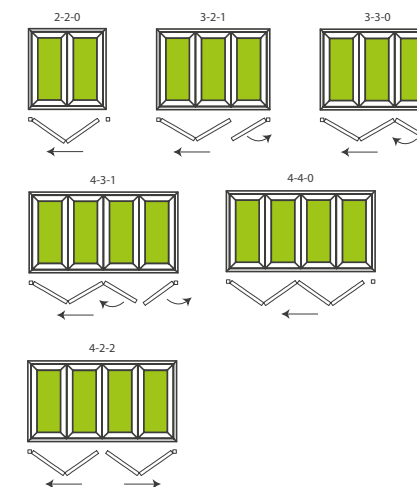
BESPOKE COLOURS



Colours marked * are from our standard collection in featured profile, all other colours are subject to price and availability on application. Please note: colours are for illustration purposes, for an exact example please ask your sales representative for a Renolit swatch sample. Choose from a wide variety of colour options including: White, Rosewood, Cream, Light Oak, Chartwell Green, Grey and classic Ebony Black. Linear products are also offered in a wide choice of bespoke colours, please see Renolit foil book, (subject to availability and price on application only). Please note: Ebony Black both sides patios and bi-folds are subject to lead time.


- Available from an entry level "C" Rated to an "A+" Energy rating
- Your Bi-Fold Plus benefits from being fitted with the most robust locking mechanisms on the market
- Smooth easy action
- Full colour range
- Hook locking with shootbolts
- Secured by Design option
- Minimum size 600mm w x 1850mm h (sash opening sizes)
- Maximum size 900mm w x 2150mm h (sash opening sizes)
- Slim sight lines (less frame more glass)
- 8mm sash coverage (best rating for air leakage)
- Unique patented double action gasket (30% better compression)
- Centralised Euro groove (improved strength and security)
- Square cut and scribed beading (ease of glazing)
- Single J leg security beads (ease of glazing)
- Anti static profile (easy to clean)
- 32mm Channel packers factory fitted, resulting in huge efficiencies on site glazing, toe and healing packers fitted in position ensuring safe and quicker glazing
- All frames are designed to be coupled in many configuration including patio configurations to casement windows
- Multiple add on's 10, 20 and 50mm allowing you the perfect choice for every installation
- Our system has been designed with the future in mind, uniquely negating the need for the traditional steel reinforcing systems, the benefits being an industry leader in energy efficiencies together with a safer future for the environment, a lead free system with unique PVC inserts that have the same tensile strength of reinforcing

CONFIGURATIONS



TILT AND TURN WINDOWS

Liniair tilt and turn windows are available in the same ranges as our other window choices – standard or EnergyPlus offering reduced energy bills.



DESIGN

European design led, the Liniair tilt and turn window allows you to let in fresh air while also offering security giving homeowners a fresher environment whilst maintaining safety in your home.

The open in style gives great options for cleaning from within (in the turn position) and secure ventilation (in the tilt position).

THERMAL PERFORMANCE

Offering a greater scope for larger openings than a traditional casement window, Liniair's tilt and turn windows are ideal for high-rise as well as low-rise applications, and thermal performance is helped by the larger panes of glass ensuring the lowest possible energy bills.

Perfect as a fire escape giving homeowners piece of mind or simply to let in more fresh air, Liniair tilt and turn windows are available in both 'tilt before turn' or 'turn before tilt' options.

As with all Liniair windows, our tilt and turn windows can be fitted with standard locking, or high security fittings to meet the latest and highest security standards together with a full colour range available.

Our Partners



STANDARD COLOURS



BESPOKE COLOURS




Colours marked * are from our standard collection in featured profile, all other colours are subject to price and availability on application. Please note: colours are for illustration purposes, for an exact example please ask your sales representative for a Renolit swatch sample. Choose from a wide variety of colour options including: White, Rosewood, Cream, Light Oak, Chartwell Green, Grey and classic Ebony Black. Linear products are also offered in a wide choice of bespoke colours, please see Renolit foil book, (subject to availability and price on application only). Please note: Ebony Black both sides patios and bi-folds are subject to lead time.

- Available from an entry level "C" rated to an "A+" Energy rating
- Beautiful opening configurations available
- Full Colour range available
- Minimum size 550mm w x 620mm h (sash opening sizes)
- Maximum size 1500mm w x 1500mm h (sash opening sizes)
- Slim sight lines (less frame more glass)
- 8mm sash coverage (best rating for air leakage)
- Unique patented double action gasket (30% better compression)
- Centralised Euro groove (improved strength and security)
- Square cut and scribed beading (ease of glazing)
- Single J leg security beads (ease of glazing)
- Anti static profile (easy to clean)
- 32mm Channel packers factory fitted, resulting in huge efficiencies on site glazing, toe and healing packers fitted in position ensuring safe and quicker glazing
- All frames are designed to be coupled in many configuration including patio configurations to casement windows
- Multiple add on's 10, 20 and 50mm allowing you the perfect choice for every installation
- Our system has been designed with the future in mind, uniquely negating the need for the traditional steel reinforcing systems, the benefits being an industry leader in energy efficiencies together with a safer future for the environment, a lead free system with unique PVC inserts that have the same tensile strength of reinforcing

FRENCH WINDOWS

Liniar offer a distinctive style of window to shape the look of a home, combined with the practical function of being able to be used as a fire escape, providing both lower energy usage and security to homeowners.



BESPOKE OPENINGS TAILORED TO SUIT EVERY HOME

Including high security locking, Liniar French windows are available in a wide range of colour choices and offer slim sightlines to let in maximum light giving homeowners a fresher environment.

When you choose Liniar uPVC French windows you can forget worrying about draughts – Liniar's exclusive double-action bubble gasket, used in all its glazed products, keeps your windows leak-free and weather proof by delivering a continuous seal – even in the corners.

Our Partners



STANDARD COLOURS



BESPOKE COLOURS




Colours marked * are from our standard collection in featured profile, all other colours are subject to price and availability on application. Please note: colours are for illustration purposes, for an exact example please ask your sales representative for a Renolit swatch sample. Choose from a wide variety of colour options including: White, Rosewood, Cream, Light Oak, Chartwell Green, Grey and classic Ebony Black. Linear products are also offered in a wide choice of bespoke colours, please see Renolit foil book, (subject to availability and price on application only). Please note: Ebony Black both sides patios and bi-folds are subject to lead time.

- Available from an entry level "C" Rated to an "A++" Energy rating
- Achievable "U-values as low as 0.8"
- Secured by Design upgrade available on request
- 40mm glazing option
- Range of hinges easy clean / fire escape / restrictor
- Full colour range
- Minimum size square 350mm w x 350mm h
- Maximum size side opening sash 700mm w x 1300mm h
- Maximum size top opening sash 1300mm w x 1300mm h
- Slim sight lines (less frame more glass)
- 8mm sash coverage (best rating for air leakage)
- Unique patented double action gasket (30% better compression)
- Centralised Euro groove (improved strength and security)
- Square cut and scribed beading (ease of glazing)
- Single J leg security beads (ease of glazing)
- Anti static profile (easy to clean)
- 32mm Channel packers factory fitted, resulting in huge efficiencies on site glazing, toe and healing packers fitted in position ensuring safe and quicker glazing
- All frames are designed to be coupled in many configuration including patio configurations to casement windows
- Multiple add on's 10, 20 and 50mm allowing you the perfect choice for every installation
- Our system has been designed with the future in mind, uniquely negating the need for the traditional steel reinforcing systems, the benefits being an industry leader in energy efficiencies together with a safer future for the environment, a lead free system with unique PVC inserts that have the same tensile strength of reinforcing

BOW AND BAY WINDOWS

Bow and bay windows are a great way to bring more light into your home. Choose from different designs and colours to add value and style to your home.



STILL TRADITIONAL

Liniair's innovative bow and bay windows offer a number of features and benefits rarely seen in today's market place. Choose from different styles and colours to find a style to suit you perfectly.

The ultra-slim frames of Liniair's beautiful bow and bay windows increase the flow of natural light as well as creating an enhanced field of view giving a brighter outlook and fresher feel inside the home.

ADDITIONAL DESIGNS

Enrich the look of your bow and bay windows with a range of additional designs including leaded glass, Georgian or astrical bars, or decorative sash horns to match existing features in your home.

AT A GLANCE

- Our standard four chamber PVCu profile, can easily achieve an A+ rating, helping you to contain and conserve heat within your property reducing energy bills.
- Sculptured (curved) or Chamfered (bevelled).
- 28mm double glazed or 40mm triple glazed units.
- Flush sash style available

Our Partners



STANDARD COLOURS



BESPOKE COLOURS




Colours marked * are from our standard collection in featured profile, all other colours are subject to price and availability on application. Please note: colours are for illustration purposes, for an exact example please ask your sales representative for a Renolit swatch sample. Choose from a wide variety of colour options including: White, Rosewood, Cream, Light Oak, Chartwell Green, Grey and classic Ebony Black. Linear products are also offered in a wide choice of bespoke colours, please see Renolit foil book, (subject to availability and price on application only). Please note: Ebony Black both sides patios and bi-folds are subject to lead time.

- Available from an entry level "C" Rated to an "A++" Energy rating
- Achievable "U-values as low as 0.8"
- Secured by Design upgrade available on request
- 40mm glazing option
- Range of hinges easy clean / fire escape / restrictor
- Full colour range
- Minimum size square 350mm w x 350mm h
- Maximum size side opening sash 700mm w x 1300mm h
- Maximum size top opening sash 1300mm w x 1300mm h
- Slim sight lines (less frame more glass)
- 8mm sash coverage (best rating for air leakage)
- Unique patented double action gasket (30% better compression)
- Centralised Euro groove (improved strength and security)
- Square cut and scribed beading (ease of glazing)
- Single J leg security beads (ease of glazing)
- Anti static profile (easy to clean)
- 32mm Channel packers factory fitted, resulting in huge efficiencies on site glazing, toe and healing packers fitted in position ensuring safe and quicker glazing
- All frames are designed to be coupled in many configuration including patio configurations to casement windows
- Multiple add on's 10, 20 and 50mm allowing you the perfect choice for every installation
- Our system has been designed with the future in mind, uniquely negating the need for the traditional steel reinforcing systems, the benefits being an industry leader in energy efficiencies together with a safer future for the environment, a lead free system with unique PVC inserts that have the same tensile strength of reinforcing

FRENCH DOORS

An attractive alternative to patio or bi-folding doors, Liniar's range of French doors are an ideal choice where the aperture size is more limiting and where the homeowner demands quality, style and security.



KEEPING IN ITS TRADITION

Offering a more traditional aesthetic, Liniar's stunning range of uPVC French doors come with the same high specification and colour choices as our window range offering homeowners a wider choice. Available in either an 'open in' or 'open out' style to suit your living space, the Liniar French door provides your home with a beautiful and secure entrance – along with a range of patented low and ultra-low threshold options including ramp thresholds for disabled access.

BEAUTIFUL FINISH

Ensuring you enjoy the maximum amount of natural light in your home, the fully sculptured features of the Liniar French door provides a beautiful finish. Liniar French doors are not only lead-free and aesthetically pleasing but have been created with security giving homeowners piece of mind.

VARIETY OF CHOICES

Available in chamfered or sculptured profile, 28mm double or 40mm triple glazing, our standard four chamber profile – along with threshold choices (including Part M compliant) and a great range of hardware, finishes and glazing options. Choose from a wide variety of colour options including White, Rosewood, Cream, Irish Oak, and Light Oak. Liniar French doors are also offered in a choice of bespoke colours including Chartwell Green, Grey and classic Black designed to suit any home.

STRONG AND SECURE

Whilst all our doors are manufactured using the latest security products, available upgrades mean that all Liniar products can be upgraded to meet the necessary standards, including Secured by Design and PAS24:2016, plus they are fully compliant with the latest relevant divisions of the Building Regulations.

Our Partners



STANDARD COLOURS



BESPOKE COLOURS




Colours marked * are from our standard collection in featured profile, all other colours are subject to price and availability on application. Please note: colours are for illustration purposes, for an exact example please ask your sales representative for a Renolit swatch sample. Choose from a wide variety of colour options including: White, Rosewood, Cream, Light Oak, Chartwell Green, Grey and classic Ebony Black. Linear products are also offered in a wide choice of bespoke colours, please see Renolit foil book, (subject to availability and price on application only). Please note: Ebony Black both sides patios and bi-folds are subject to lead time.

- Available from an entry level "C" Rated to an "A+" Energy rating
- Shootbolt locking
- Double handles
- Secured by Design upgrade available on request
- 40mm glazing option
- Full colour range
- Maximum size 1000mm w x 2150mm h (sash size)
- 77mm Door suite creating 22mm from edge of hinge to outer-frame which in many cases reduces the need for add on to your door, better sight lines and more cost effective
- Available on request colour coordinated door flag hinges, aesthetically pleasing to compliment your choice of coloured doors
- Slim sight lines (less frame more glass)
- 8mm sash coverage (best rating for air leakage)
- Unique patented double action gasket (30% better compression)
- Centralised Euro groove (improved strength and security)
- Square cut and scribed beading (ease of glazing)
- Single J leg security beads (ease of glazing)
- Anti static profile (easy to clean)
- 32mm Channel packers factory fitted, resulting in huge efficiencies on site glazing, toe and healing packers fitted in position ensuring safe and quicker glazing
- All frames are designed to be coupled in many configuration including patio configurations to casement windows
- Multiple add on's 10, 20 and 50mm allowing you the perfect choice for every installation
- Our system has been designed with the future in mind, uniquely negating the need for the traditional steel reinforcing systems, the benefits being an industry leader in energy efficiencies together with a safer future for the environment, a lead free system with unique PVC inserts that have the same tensile strength of reinforcing

COMPOSITE DOORS

Your front door is the face of your property. It's the first thing you see when you arrive home in the evening, the last thing you see when you leave in the morning and the sight that welcomes your visitors setting their first impression.



WIDE CHOICE OF COLOURS

Composite doors are available in a wide range of colour options to give your home a stunning appearance. Colour options for both the door and the frame include White, Cream, Rosewood, Light Oak, and Irish Oak, as well as Grey, Black and Chartwell Green.



THE *Lakes* COMPOSITE DOORS **SOLID CORE**

The SOLID CORE door is made from sixteen layers of laminated veneered timber called Kerto®. This ensures the grain is not running in one direction. The grain direction can sometimes be a weak point of timber and can lead to warping, or splitting. By using a specially orientated layup of sixteen veneers, the grain is running in multiple directions ensuring the Kerto® core has significantly increased strength, rigidity, and vastly improved security. Bonded to this are two robust coloured PVCu skins that offer a realistic wood grain effect or smooth finish in a range of colours. The door comes complete with a Sculptured frame (Chamfered is available on request) in a choice of twenty-two coloured foils as well as plain white or cream. There is also the options of a 57mm low PVCu threshold instead of the normal 77mm as well as a 24mm aluminium which can also have wheelchair ramps fitted. Timber is naturally renewable; our Timber is purchased from sustainable managed forests and can be recycled at the end of its useful life and not destined for land fill.

GRP TRADE DOOR

Now available with PAS24 upgrades please ask for more information. The GRP Trade Door construction has a smaller section of the door which is actually solid. This door is made up from two GRP skins bonded to a sub frame which is then filled with high density foam. The Gel coated GRP skins which are bonded to the frame.


STRONG AND SECURE

Whether your home is a rural retreat or on a busy main road, a Liniar composite door guarantees low maintenance with secure and enduring performance. If you are seeking to replace an existing door or add some character to your property, Liniar is sure to have a solution. Liniar composite doors are not only aesthetically pleasing and lead-free but have been designed with security in mind.


Our Partners




STANDARD COLOURS



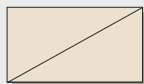
Rosewood
both sides*



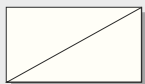
Golden Oak
both sides*




Anthracite Grey
both sides*




Cream foiled
both sides*



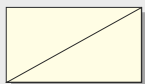
White foiled
both sides*



Ebony Black
both sides*



Irish Oak
both sides*



Anthracite Grey
both sides*



Rosewood
on White*

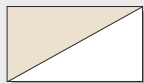


Golden Oak
on White*

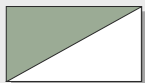


Anthracite Grey
on White*

BESPOKE COLOURS



Cream foiled
on White*




Chartwell Green
on White*




Ebony Black
on White*



Oregon




Anteak




Agate Grey




Silver Grey




Basalt Grey



Grey



Blue



Dark Green



Dark Red


Colours marked * are from our standard collection in featured profile, all other colours are subject to price and availability on application. Please note: colours are for illustration purposes, for an exact example please ask your sales representative for a Renolit swatch sample. Choose from a wide variety of colour options including: White, Rosewood, Cream, Light Oak, Chartwell Green, Grey and classic Ebony Black. Linear products are also offered in a wide choice of bespoke colours, please see Renolit foil book, (subject to availability and price on application only). Please note: Ebony Black both sides patios and bi-folds are subject to lead time.

- Available from an entry level "C"
Rated to an "A+" Energy rating
- Secured by Design upgrade
available on request
- Full colour range
- Maximum size 1000mm x 2100mm
(overall size subject to design)



RESIDENTIAL DOORS

A front door is the face of your home. It's the last thing you see when you're locking up and the first thing you see when you arrive home.



FIRST IMPRESSIONS

It's the first impression that meets any callers to your home. With a Liniar door you can ensure it's the best you can present. Whether you are looking to add some character to your home, or are looking for some traditional style, Liniar is sure to have the perfect solution. Liniar's uPVC residential doors are available as opening in or opening out, and are designed to match perfectly with the window range to create a co-ordinated and attractive appearance for your home. With matching sidelights to let in more light, decorative glazing options, handles, letterboxes and knockers, you can personalise your front door to your exact preferences adding the personal touch to your home. Liniar residential doors provide both a great aesthetic and are lead-free, and have also been designed to offer excellent levels of security.

AT A GLANCE

There are many options available to ensure the perfect door for each unique customer. Choose from chamfered or sculptured profile, double glazing (28mm) or triple glazing (40mm). Combine this with a choice of threshold options, disabled ramp thresholds, Part M building compliant or just a simple low PVC threshold, not forgetting the wide range of finishes together with stunning hardware options.

Our Partners



STANDARD COLOURS



BESPOKE COLOURS



Colours marked * are from our standard collection in featured profile, all other colours are subject to price and availability on application. Please note: colours are for illustration purposes, for an exact example please ask your sales representative for a Renolit swatch sample. Choose from a wide variety of colour options including: White, Rosewood, Cream, Light Oak, Chartwell Green, Grey and classic Ebony Black. Liniar products are also offered in a wide choice of bespoke colours, please see Renolit foil book, (subject to availability and price on application only). Please note: Ebony Black both sides patios and bi-folds are subject to lead time.


- Available from an entry level "C" Rated to an "A+" Energy rating
- Secured by Design upgrade available on request
- 40mm glazing option
- Full colour range
- Maximum size 1000mm w x 2150mm h (sash size)
- 77mm Door suite creating 22mm from edge of hinge to outer-frame which in many cases reduces the need for add on to your door, better sight lines and more cost effective
- Available on request colour coordinated door flag hinges, aesthetically pleasing to compliment your choice of coloured doors
- Slim sight lines (less frame more glass)
- 8mm sash coverage (best rating for air leakage)
- Unique patented double action gasket (30% better compression)
- Centralised Euro groove (improved strength and security)
- Square cut and scribed beading (ease of glazing)
- Single J leg security beads (ease of glazing)
- Anti static profile (easy to clean)
- 32mm Channel packers factory fitted, resulting in huge efficiencies on site glazing, toe and healing packers fitted in position ensuring safe and quicker glazing
- All frames are designed to be coupled in many configuration including patio configurations to casement windows
- Multiple add on's 10, 20 and 50mm allowing you the perfect choice for every installation
- Our system has been designed with the future in mind, uniquely negating the need for the traditional steel reinforcing systems, the benefits being an industry leader in energy efficiencies together with a safer future for the environment, a lead free system with unique PVC inserts that have the same tensile strength of reinforcing

FULLY ACCREDITED

Security is a vital component of all Linar products and our doors are fully accredited to meet the appropriate standards, including upgrades to PAS24:2016 and Secured by Design, and are also fully compliant with the latest relevant sections of the Building Regulations.

STABLE DOORS

For a classic and charming alternative to a standard back door, Liniar residential doors are also available in an elegant stable door style offering an elegant touch to any home.



A TIMELESS APPEARANCE FOR ANY PROPERTY

This country style is suited to both modern and period properties if you are looking for that traditional touch to enhance your home.

Allowing for quick and easy ventilation, Liniar stable doors offer great versatility, allowing the two halves of the door to be opened independently from one another, providing easy access for small children and pets.


AT A GLANCE

There are many options available to ensure the perfect door for each unique customer. Choose from chamfered or sculptured profile, double glazing (28mm) or triple glazing (40mm). Combine this with a choice of threshold options, disabled ramp thresholds, Part M building compliant or just a simple low PVC threshold, not forgetting the wide range of finishes together with stunning hardware options.

STANDARD COLOURS



BESPOKE COLOURS



Colours marked * are from our standard collection in featured profile, all other colours are subject to price and availability on application. Please note: colours are for illustration purposes, for an exact example please ask your sales representative for a Renolit swatch sample. Choose from a wide variety of colour options including: White, Rosewood, Cream, Light Oak, Chartwell Green, Grey and classic Ebony Black. Liniar products are also offered in a wide choice of bespoke colours, please see Renolit foil book, (subject to availability and price on application only). Please note: Ebony Black both sides patios and bi-folds are subject to lead time.


Our Partners



- Available from an entry level "C" Rated to an "A+" Energy rating
- Secured by Design upgrade available on request
- 40mm glazing option
- Full colour range
- Maximum size 1000mm w x 2150mm h (sash size)
- 77mm Door suite creating 22mm from edge of hinge to outer-frame which in many cases reduces the need for add on to your door, better sight lines and more cost effective
- Available on request colour coordinated door flag hinges, aesthetically pleasing to compliment your choice of coloured doors
- Slim sight lines (less frame more glass)
- 8mm sash coverage (best rating for air leakage)
- Unique patented double action gasket (30% better compression)
- Centralised Euro groove (improved strength and security)
- Square cut and scribed beading (ease of glazing)
- Single J leg security beads (ease of glazing)
- Anti static profile (easy to clean)
- 32mm Chanel packers factory fitted, resulting in huge efficiencies on site glazing, toe and healing packers fitted in position ensuring safe and quicker glazing
- All frames are designed to be coupled in many configuration including patio configurations to casement windows
- Multiple add on's 10, 20 and 50mm allowing you the perfect choice for every installation
- Our system has been designed with the future in mind, uniquely negating the need for the traditional steel reinforcing systems, the benefits being an industry leader in energy efficiencies together with a safer future for the environment, a lead free system with unique PVC inserts that have the same tensile strength of reinforcing

WELCOME TO THE INNOVATIVE HYBRID BI FOLDING DOOR

Not only do our Bi Folding Doors have ultra-slim sightlines, providing rooms with a modern, clean appearance - and are available in a wide choice of opening configurations and colours.



The innovative design in merging both Aluminium and PVC has led to a high performing Hybrid Bi Folding Door system with the aesthetics and appearance to match your PVC Windows and Doors, all colours are a Renolit foil to match all our other products perfectly.

TIMELESS IN APPEARANCE AND ROBUST ENOUGH TO IMPRESS A QUEEN

No other PVCu bi-folding door has been tested to over 127,000 full opening cycles. **With new building compliances of 1.4 U-values easily achieved**, PAS:24 and Secured By Design accreditation, our Hybrid Liniar Bi Fold is in a class of its own – earning the accolade of a Queen's Award for Enterprise in Innovation in 2017. Ideal for large openings, ModLok™ bi-folds enable you to open up an entire wall of your room.

SUPERIOR EFFICIENCY

Liniar's 'top of the range' ModLok™ bi-fold doors offer even greater strength and rigidity, combining all of the structural benefits of an aluminium door set with the energy efficiency of uPVC, all 'bottom rolling', not top-hung.



Our Partners



STANDARD COLOURS



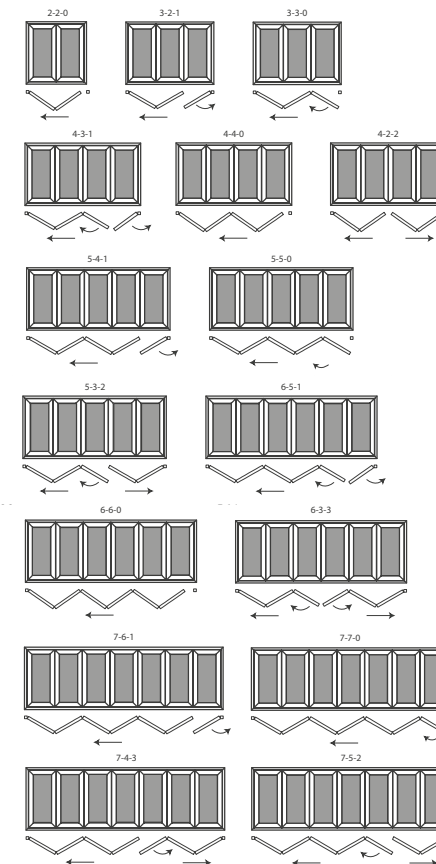
BESPOKE COLOURS



Colours marked * are from our standard collection in featured profile, all other colours are subject to price and availability on application. Please note: colours are for illustration purposes, for an exact example please ask your sales representative for a Renolit swatch sample. Choose from a wide variety of colour options including: White, Rosewood, Cream, Light Oak, Chartwell Green, Grey and classic Ebony Black. Linear products are also offered in a wide choice of bespoke colours, please see Renolit foil book, (subject to availability and price on application only). Please note: Ebony Black both sides patios and bi-folds are subject to lead time.


- Available from an entry level "C" Rated to an "A+" Energy rating
- Your Bi-Fold Plus benefits from being fitted with the most robust locking mechanisms on the market
- Smooth easy action
- Full colour range
- Hook locking with shootbolts
- Secured by Design Security upgrades available on request
- Minimum size 600mm w x 1850mm h (sash opening sizes)
- Maximum size 1000mm w x 150mm h (sash opening sizes)
- Slim sight lines (less frame more glass)
- 8mm sash coverage (best rating for air leakage)
- Unique patented double action gasket (30% better compression)
- Centralised Euro groove (improved strength and security)
- Single J leg security beads (ease of glazing)
- Anti static profile (easy to clean)
- 32mm Channel packers factory fitted, resulting in huge efficiencies on site glazing, toe and healing packers fitted in position ensuring safe and quicker glazing
- All frames are designed to be coupled in many configuration including patio configurations to casement windows
- Multiple add on's 10, 20 and 50mm allowing you the perfect choice for every installation
- Our system has been designed with the future in mind, uniquely negating the need for the traditional steel reinforcing systems, the benefits being an industry leader in energy efficiencies together with a safer future for the environment, a lead free system with unique PVC inserts that have the same tensile strength of reinforcing

MODLOK™ CONFIGURATIONS



PATIO DOORS

Whether you're looking for a brand new patio door to provide better access to your garden, or you're looking for a replacement door, you'll be amazed at how different the stunning Liniar patio range is from other patio doors on the market.



SILENT ACTION

With fully sculptured features providing a beautiful finish, the Liniar patio door's ultra-slim sightlines ensure you enjoy the maximum amount of natural light in your home. And with a range of colour and handle options, you can personalise your Liniar patio doors to match the rest of your home, because they are designed just for you.

ENGINEERED FOR THE FUTURE – AVAILABLE TODAY

The sliding patio door isn't a new invention and most doors available on the market today are still based on a historic design, which means they come with inherent challenges. Who hasn't experienced a patio door that rocks on its track, or one that requires sheer brute force to open? Other patio doors have also built an unwanted reputation for making it easy for thieves to break in to your home. Liniar design team have re-written the rule book with their innovative patio doors range – engineering in features such as a built-in decelerator and hidden 'crash stops' within the operating mechanism so as not to detract from the beautifully slim lines of the door.

Our Partners



STANDARD COLOURS




BESPOKE COLOURS



Colours marked * are from our standard collection in featured profile, all other colours are subject to price and availability on application. Please note: colours are for illustration purposes, for an exact example please ask your sales representative for a Renolit swatch sample. Choose from a wide variety of colour options including: White, Rosewood, Cream, Light Oak, Chartwell Green, Grey and classic Ebony Black. Linear products are also offered in a wide choice of bespoke colours, please see Renolit foil book, (subject to availability and price on application only). Please note: Ebony Black both sides patios and bi-folds are subject to lead time.

- Available from an entry level "C" Rated to an "A+" Energy rating
- Multi-chambered energy rated profiles
- Full colour range
- High security ModLok Hook locks with shootbolts
- Anti-snap Security barrel covered by handle
- Unique air glide wheels
- Minimum size 1600mm w x 1900mm h
- Maximum size 2950mm w x 2400mm h (x2 pane patio)
- Slim sight lines (less frame more glass)
- 8mm sash coverage (best rating for air leakage)
- Unique patented double action gasket (30% better compression)
- Centralised Euro groove (improved strength and security)
- Single J leg security beads (ease of glazing)
- Anti static profile (easy to clean)
- 32mm Channel packers factory fitted, resulting in huge efficiencies on site glazing, toe and healing packers fitted in position ensuring safe and quicker glazing
- All frames are designed to be coupled in many configuration including patio configurations to casement windows
- Multiple add on's 10, 20 and 50mm allowing you the perfect choice for every installation
- Our system has been designed with the future in mind, uniquely negating the need for the traditional steel reinforcing systems, the benefits being an industry leader in energy efficiencies together with a safer future for the environment, a lead free system with unique PVC inserts that have the same tensile strength of reinforcing

PATIO CONFIGURATIONS

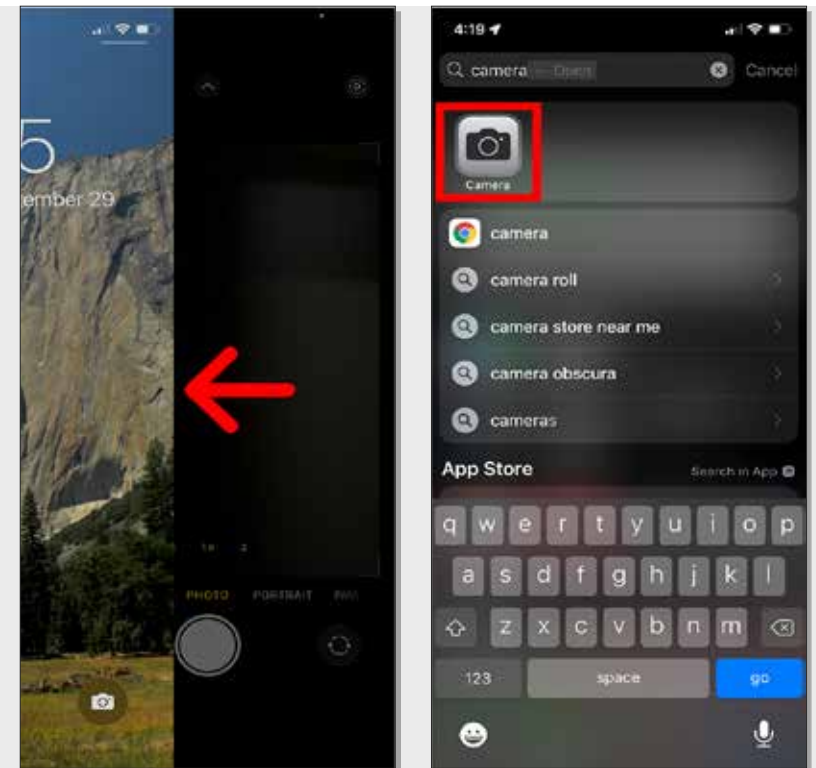


HOW TO SCAN A QR CODE ON AN IPHONE

To scan a QR code on your iPhone, all you have to do is open the Camera app and point your phone at the QR code. Make sure the QR code is inside the box on your screen, and then tap the pop-up banner or the yellow QR code icon in the bottom-right corner.

Open the Camera app on your iPhone. You can quickly open the camera app by swiping left from the lock screen or you can swipe down from the middle of your home screen and type "Camera" into the search bar at the top of your screen.

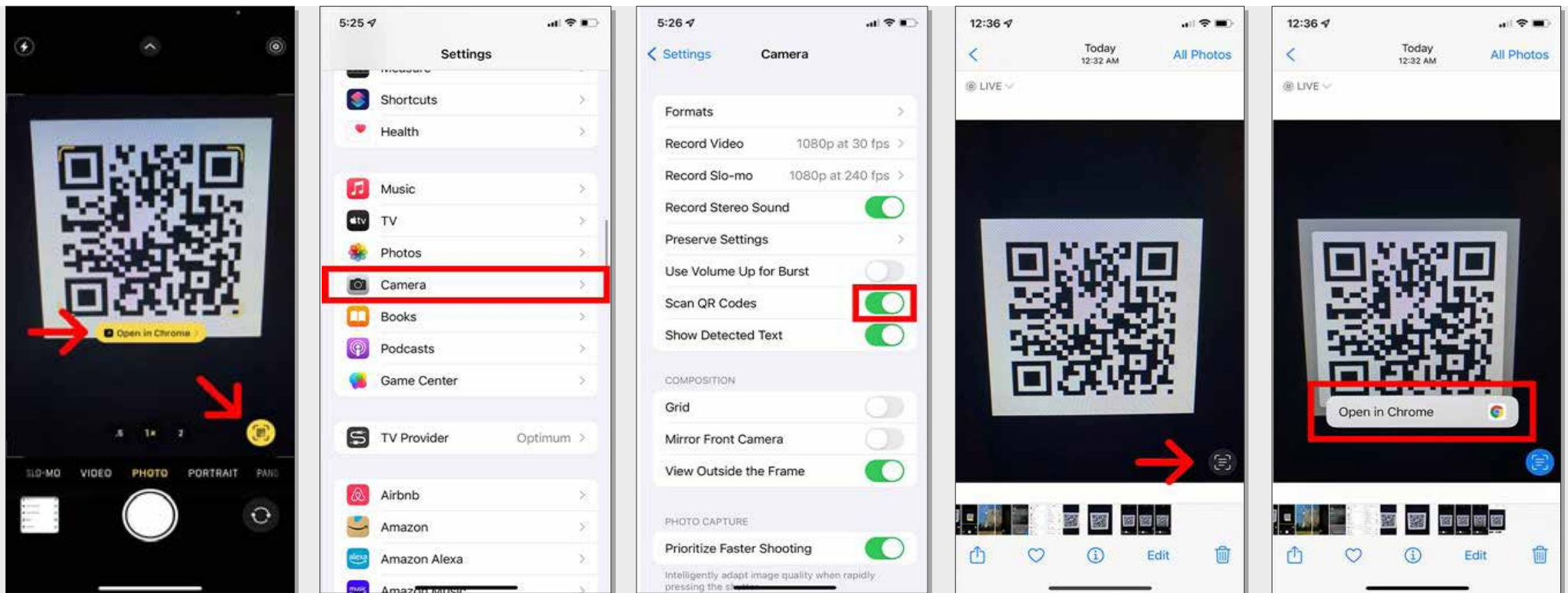
Point your iPhone at the QR code to scan it. You don't have to fill the entire screen, but make sure that you can see all four corners of the QR code in the app. Once you correctly scan the QR code, a pop-up banner will appear above it, and you will also see a yellow QR code icon appear in the bottom right corner.



Tap the pop-up banner or the QR icon in the bottom right hand corner of the app. This will immediately send you to the website, open the app, or perform another action, so make sure you know what the banner does before tapping on it.

If you don't see the banner or QR icon, make sure that you have the Scan QR Codes feature enabled. You can do this by going to Settings > Camera and tapping the slider next to Scan QR Codes. You will know it is turned on when it is green.

If you still don't see the pop-up banner or QR code icon, take a picture of the QR code and open it in the Photos app. Then tap the Live Text icon that looks like three lines in a box in the bottom-right corner. Finally, tap the QR code, and then the pop-up banner should appear.



VIRTUAL SHOWROOM & ADDED BENEFITS

Our entire product range is now available via our website exclusively for our clients to use.

Filmed In Full HD password protected for you and the consumer to help you in the new virtual sales era.

Each product has been carefully filmed in 2 or 3 minute increments allowing you to get a real life feel so you can present to a consumer any products they may be interested in.

The products will be linked as tabs just like you would normally view online. The difference being rather than looking at product file imagery you are taken to our entire virtual portfolio.

At the end of each viewing you are then given the option for a full tour of the showroom, this will certainly add credibility to any clients interested in your Signature Approved products.

Virtual viewings available:

- 2 Pane Bi fold Door
- 3 Pane Bi fold Door
- 4 Pane Bi fold Door
- 6 Pane Bi fold Door
- 3 Facet bay window
- Alumina Pane Bi fold Door
- Bi fold window
- Featured Casement Window
- Chamfered Casement Window
- Composite Door
- Standard Casement Flush sash
- French Door
- Patio Door
- Residential Door
- Resurgence Window
- Stable Door
- Tilt & Turn
- Full HD Showroom tour

VIRTUAL SAMPLES

A Full HD visual of a Signature sample window that allows any retail or trade salesperson to demonstrate a fully featured casement window, Included in all our Full HD videos are captions and graphics to aid you in your presentations.

EXTENDABLE WARRANTY SCHEMES (SUBJECT TO ACCEPTANCE)

This concept born in early 2016 was to offer the consumer the option of extendable mechanical warranty (parts only), the scheme was developed in the same way a white goods policy works, for example, when you purchase a washing machine from a high street retailer, you have 30 days from date of invoice in which to register your extended warranty. This we have successfully operated for 3 years. Now Cloud based, the consumer can see everything from scanning their QR code on their windows and doors, no more need for paperwork as everything is in the Cloud.



MOBILE APP

Access to our Signature installation platform approved by CORGI will allow any retailer to register installations within minutes, anywhere, from an iPhone, android, tablet or PC.

As a Super User Trade Counter you can register multiple customers and their installations. Saving your customer details will allow you to register installations within minutes. If extended warranties are required this is a simple tick box which auto fills your clients details so you don't have to complete 2 forms at once.

Scan to download the app for Android or Apple



THE SIGNATURE COLLECTION “APPROVED BY CORGI FENESTRATION”

Having presented the Signature Collection to the Directors of CORGI Fenestration, forecasting the future development opportunities we believed achievable, the desire to offer something genuinely unique for our clients and the consumer, the missing piece of the jigsaw was the ability to offer our customers retail installers and trade counters the ability to register installations for Building Compliance on one platform, coupled with the option to offer the consumer an extendable mechanical warranty.

Pearl Window Systems became the 1st company in the UK to offer The Signature Collection with Building Compliance exclusively for Retail or Trade customers.

Becoming a Signature Collection customer retail or trade can only strengthen your product offering, to have your own self certification platform, a single cost of £15 per installation irrespective of size or value without the need of IBG's (Insurance backed guarantees), have your employees certificated with CORGI Fenestration skills cards. The ability to offer the consumer the confidence of an



approved installer vetted and accredited by a National organisation, with all the advantages and added benefits will encourage consumers to choose the right company to purchase their new windows and doors from.

We believe embracing the entire package delivers an offer unlike any other package in the UK, 71% of the UK consumer market recognise the CORGI brand name, the highest in the Building and Home Improvement sector. Full training is provided by The Signature and CORGI Fenestration team in order for you and your employees to fully understand the scheme, we are here to help you recharge your business in the new virtual era.



ELECTRONIC ORDERING SOFTWARE REMOTE VIRTUAL SELLING

To complement our new virtual innovations an exciting new retail / trade software is available, Cloud based you'll have access to your software from anywhere, as this is developed you will see some astonishing accessories such as:

- Emailing quotes to consumers.
- Wow homeowners with professional paperwork delivered to their inbox.
- Provide links to promotional items / virtual showrooms other promotional videos.
- Launch Virtual Home with Multi View. Unlike standard visualizers, Virtual Home element allows you to view and visualise every facade of your home. Simply design your products, upload your photographs and position your new products.
- Branded software with your logo and contact details.
- Use a tablet to survey and send your orders from wherever you are at any time, once back in your office these will still be accessible via your Cloud login
- Electronic payments Brand your software for seamless continuity from your Website to Vendor to all your paperwork.
- The new software offers realistic, accurate product rendering, your consumers view the exact detail of our profile detail, colours and glass options via new profile related graphics.
- As a “Super User” Trade customer you can also offer the software to your trade customer to help them too to embrace the concept of virtual sales and surveying electronically.





Product Guide

Casement Windows | Tilt and Turn Windows | Flush Sash Windows | Bi-Folding Doors | Patio Doors | French Doors | Residential Doors | Composite Doors

01942 840277

sales@pearlwindows.co.uk

www.pearlwindows.co.uk